

PRODIAMINE 4SC SELECT™

HERBICIDE

FOR PRE-EMERGENCE CONTROL OF GRASS AND BROADLEAF WEEDS IN: ESTABLISHED TURFGRASSES (EXCLUDING GOLF COURSE PUTTING GREENS), LAWNS, AND SOD NURSERIES; CONTAINER, FIELD GROWN, AND LANDSCAPE ORNAMENTALS; CONIFER AND HARDWOOD SEEDLING NURSERIES; ESTABLISHED PERENNIAL AND WILDFLOWER PLANTINGS; NON-CROP AREAS INCLUDING MANAGED RIGHTS-OF-WAY FOR TRANSPORTATION SYSTEMS AND UTILITIES (INCLUDING ROADWAYS, ROADSIDES, RAILWAYS, AND EQUIPMENT YARDS); FACILITIES INCLUDING SUBSTATIONS, TANK FARMS, PUMPING STATIONS, PARKING AND STORAGE AREAS, AND UNGRAZED FENCE ROWS; AND CHRISTMAS TREE FARMS


ACTIVE INGREDIENT	% BY WT
Prodiamine (CAS No. 29091-21-2).....	40.5%
OTHER INGREDIENTS:.....	59.5%
EPA Reg. No.: 89442-26	Total 100.0%

PRODIAMINE 4SC SELECT contains 4 pounds active ingredient per gallon.

GROUP	3	HERBICIDE
-------	---	-----------

KEEP OUT OF REACH OF CHILDREN CAUTION

See additional Precautionary Statements and Directions For Use inside booklet.
Reformulation is prohibited, See individual container labels for repackaging limitations.



PRODIAMINE 4SC SELECT™

HERBICIDE

FIRST AID	
IF SWALLOWED:	<ul style="list-style-type: none">• Call a poison control center or doctor immediately for treatment advice.• Have person sip a glass of water if able to swallow.• Do not induce vomiting unless told to do so by a poison control center or doctor.• Do not give anything by mouth to an unconscious or convulsing person.
IF IN EYES:	<ul style="list-style-type: none">• Hold eye open and rinse slowly and gently with water for 15-20 minutes.• Remove contact lenses, if present, after the first 5 minutes, then continue rinsing eye.• Call a poison control center or doctor for treatment advice.
IF INHALED:	<ul style="list-style-type: none">• Move person to fresh air.• If person is not breathing, call 911 or an ambulance, then give artificial respiration, preferably mouth-to-mouth, if possible.• Call a poison control center or doctor for further treatment advice.
IF ON SKIN OR CLOTHING:	<ul style="list-style-type: none">• Take off contaminated clothing.• Rinse skin immediately with plenty of water for 15-20 minutes.• Call a poison control center or doctor for treatment advice.
Have the product container or label with you when calling a poison control center or doctor, or going for treatment. For emergency information concerning this product, call the poison control center at 1-800-222-1222 .	

PRECAUTIONARY STATEMENTS

HAZARDS TO HUMANS AND DOMESTIC ANIMALS

CAUTION. May be harmful if swallowed, absorbed through skin, or inhaled. Avoid breathing vapor. Avoid contact with skin, eyes, or clothing. Prolonged or frequently repeated skin contact may cause allergic reactions in some individuals. Wash thoroughly with soap and water after handling. Remove contaminated clothing and wash clothing before reuse.

PERSONAL PROTECTIVE EQUIPMENT (PPE)

Pesticide handlers (mixers, loaders, and applicators) must wear:


- Long-sleeved shirt and long pants
- Shoes plus socks

Follow manufacturer's instructions for cleaning/maintaining PPE. If no such instructions for washables, use detergent and hot water. Keep and wash PPE separately from other laundry.

ENGINEERING CONTROL STATEMENTS

When handlers use closed systems or enclosed cabs in a manner that meets the requirements listed in the Worker Protection Standard (WPS) for agricultural pesticides [40 CFR 170.240 (d)(4-6)], the handler PPE requirements may be reduced or modified as specified in the WPS.

IMPORTANT: When reduced PPE is worn because a closed system is being used, handlers must be provided with all of the PPE specified above for applicators and other handlers, and have such PPE immediately available for use in an emergency, such as a spill or equipment breakdown.



PRODIAMINE 4SC SELECT™

HERBICIDE

USER SAFETY RECOMMENDATIONS

Users should:

- Wash hands before eating, drinking, chewing gum, using tobacco or using the toilet.
- Remove clothing immediately if pesticide gets inside. Then wash thoroughly and put on clean clothing.
- After handling this product immediately remove PPE, wash yourself thoroughly and change into clean clothing.

ENVIRONMENTAL HAZARDS

This product has low solubility in water. At the limit of solubility, this product is not toxic to fish. However, at concentrations substantially above the level of water solubility, it may be toxic to fish. Do not apply directly to water, to areas where surface water is present, or to intertidal areas below the mean high water mark. Drift and runoff from treated areas may be hazardous to aquatic organisms in adjacent sites. Do not contaminate water when disposing of equipment wash water.

DIRECTIONS FOR USE

It is a violation of Federal law to use this product in a manner inconsistent with its labeling.

Do not apply this product in a way that will contact workers or other persons, either directly or through drift. Only protected handlers may be in the area during application. For any requirements specific to your State or Tribe, consult the agency responsible for pesticide regulation.

AGRICULTURAL USE REQUIREMENTS

Use this product only in accordance with its labeling and with the Worker Protection Standard, 40 CFR Part 170. This Standard contains requirements for the protection of agricultural workers on farms, forests, nurseries, and greenhouses, and handlers of agricultural pesticides. It contains requirements for training, decontamination, notification, and emergency assistance. It also contains specific instructions and exceptions pertaining to the statements on this label about personal protective equipment (PPE) and restricted-entry interval. The requirements in this box only apply to uses of this product that are covered by the Worker Protection Standard.

Do not enter or allow worker entry into treated areas during the restricted-entry interval (REI) of 12 hours.

Exception: If the product is soil-injected or soil-incorporated, the Worker Protection Standard, under certain circumstances, allows workers to enter the treated area if there will be no contact with anything that has been treated.

PPE required for early entry to treated areas that is permitted under the Worker Protection Standard and that involves contact with anything that has been treated, such as plants, soil, or water is:

- Coveralls
- Chemical-resistant gloves such as butyl rubber >14 mils or natural rubber >14 mils or neoprene rubber >14 mils or nitrile rubber >14 mils
- Shoes plus socks

PRODUCT INFORMATION

WHERE TO USE


PRODIAMINE 4SC SELECT is a pre-emergence herbicide that provides residual control of many grass and broadleaf weeds in:

- Established turfgrasses (excluding golf course putting greens), lawns, and sod nurseries
- Container, field-grown, and landscape ornamentals
- Conifer and hardwood seedling nurseries
- Non-crop areas including managed rights-of-way for transportation systems and utilities (including roadways, roadsides, railways, and equipment yards)
- Facilities including substations, tank farms, pumping stations, parking and storage areas, and ungrazed fence rows
- Established perennial and wildflower plantings
- Christmas tree farms



PRIME SOURCE

Manufactured By:
Prime Source, LLC
10025 US 264 Alternate
Middlesex, NC 27557



PRODIAMINE 4SC SELECT™

HERBICIDE

HOW PRODIAMINE 4SC SELECT WORKS

PRODIAMINE 4SC SELECT controls susceptible weeds by preventing growth and development of newly germinated weeds. Weed control is most effective when PRODIAMINE 4SC SELECT is activated by at least 0.5 inch of rainfall or irrigation or shallow incorporation (1-2 inches) before weed seeds germinate and within 14 days following application.

USE RESTRICTIONS

- Do not graze or feed livestock forage cut from areas treated with PRODIAMINE 4SC SELECT.
- Follow all applicable directions, restrictions, and precautions on the labels of EPA-registered tank mix partners.
- Do not blend PRODIAMINE 4SC SELECT onto dry fertilizer or any other granular material.
- **Chemigation:** Do not apply this product through any type of irrigation system unless instructed otherwise in this label.
- Do not apply aerially.
- Do not apply to golf course putting greens.

MIXING AND APPLICATION PROCEDURES

MIXING PRODIAMINE 4SC SELECT ALONE

PRODIAMINE 4SC SELECT must be mixed thoroughly in the spray tank to ensure uniform application. Follow these steps:

1. Fill the spray tank ¼ full with clean water only.
2. Start agitation and check to ensure it is working properly.
3. For tank mixing instructions, refer to the section “**Mixing Order for Tank Mixtures**”.
4. Maintain vigorous agitation in the spray tank before and during the application. This will ensure a well-mixed spray suspension. If PRODIAMINE 4SC SELECT was mixed with fertilizer in the spray tank, the fertilizer may aid resuspension of PRODIAMINE 4SC SELECT if agitation is disrupted. However, it is recommended that the entire tank be used before stopping agitation.
5. A spray colorant may be used with PRODIAMINE 4SC SELECT to mark areas as they are treated. This will improve application accuracy by minimizing swath skips and overlaps.
6. Thoroughly clean the sprayer after use by flushing the system with water containing a detergent.
7. Refer to the **Pesticide Disposal** section of this label for waste disposal. Do not allow spray suspension to dry in the tank.


TANK MIXING PRODIAMINE 4SC SELECT

PRODIAMINE 4SC SELECT may be tank mixed with certain other EPA-registered herbicides to provide a broader spectrum of weed control or to control emerged weeds. Follow the specific directions for use for tank mix partners, and follow the label(s) of the individual tank mix partner(s) for use rate, application timing, weeds controlled, and specific precautions and/or restrictions. Tank mixes are permitted only in states where the tank mix partner(s) are registered for the application site and the turf and ornamental species listed. When using PRODIAMINE 4SC SELECT in a tank mixture with other pesticides, follow restrictions and precautions on the labels of the products used.

Before tank mixing pesticides, test compatibility by mixing the products in a small container first. See the **Compatibility Test** section.

COMPATIBILITY TEST

Before mixing PRODIAMINE 4SC SELECT with other pesticides in the spray tank, test for compatibility by mixing all components (carrier and pesticide products) in an appropriate container in proportionate quantities. For example, 1 qt. would be 1/100th the volume of a 25 gals./A spray rate. At 1.0 lb./A, the PRODIAMINE 4SC SELECT rate would be proportional to 6 mL per quart. Add approximately 1 teaspoon to a quart of water. (See following table)



PRODIAMINE 4SC SELECT™

HERBICIDE

Amount of Component to Add to One Quart of Spray Carrier
(Assuming Carrier Volume of 25 gals./A)

Component Formulations	Rate Per		Level Teaspoons
	Acre	1,000 Sq. Ft.	
PRODIAMINE 4SC SELECT	21.0 oz.	0.5 oz.	1.0
Dry Tank Mix Partners	1.0 lb.	0.4 oz.	1.5
Liquid Tank Mix Partners	1.0 pt.	0.4 oz.	0.5

If components do not ball-up or form flakes, sludge, gels, oily films, or layers, then the mixture is compatible. Let the mixture stand for 15 minutes. Incompatibility will usually occur within 5 minutes after mixing. If components are not compatible, use a compatibility agent and rerun the test to determine if the mixture is suitable. If the components are still not compatible, do not tank mix.

MIXING ORDER FOR TANK MIXTURES

1. When mixing PRODIAMINE 4SC SELECT with other components (carrier and partner pesticide products), allow products to completely dissolve between steps.
2. Maintain agitation throughout mixing and application of the mixture.

Add the products to the spray tank in the following order:

1. Add products packaged in water-soluble bags first. Agitate the tank mixture. Allow the water-soluble bags to completely dissolve and the products to disperse before adding any other tank mix partners.
2. Then add water-dispersible granules (WDG or WG formulations) and wettable powders (WP formulations). Add wettable powders to the tank as agitation continues. Allow the product to disperse completely before other products are added.
3. Add spray adjuvants and spray markers. Read the adjuvant's label first and use only those adjuvants approved for application to turf and ornamentals.
4. Add PRODIAMINE 4SC SELECT, other flowable liquids (FL) or suspension concentrates (SC).
5. Add emulsifiable concentrates (EC) last.

APPLICATION

Apply PRODIAMINE 4SC SELECT in a minimum of 20 gals./A (0.5 gal./1,000 sq. ft.) of carrier (water and/or fluid fertilizer) using a calibrated, low-pressure sprayer with 50-mesh or coarser screens. A broadcast boom or handheld wand designed for herbicide or insecticide application will provide the best results. Select nozzle pressure and gallonage to provide complete coverage.

SPECIFIC USE DIRECTIONS


ESTABLISHED TURF

PRODIAMINE 4SC SELECT is a pre-emergence herbicide that, when properly applied, will control certain grass and broadleaf weeds in established turfgrasses:

- Golf courses excluding putting greens
- Lawns
- Sod nurseries

The maximum amount of PRODIAMINE 4SC SELECT that may be applied per year is given for each turfgrass species in the **Annual Use Rates - Turfgrass** section of this label.

For optimum weed control, PRODIAMINE 4SC SELECT should be activated by at least 0.5 inch of rainfall or irrigation before weed seeds germinate and within 14 days following application. See the map below for approximate crabgrass seed germination dates.



PRODIAMINE 4SC SELECT™

HERBICIDE

CRABGRASS SEED GERMINATION DATES



Use Restrictions - Turfgrass: Golf Courses, Lawns, and Sod Nurseries


- Do not apply PRODIAMINE 4SC SELECT to areas where dichondra, colonial bentgrass, velvet bentgrass or annual bluegrass (*Poa annua*) are desirable species.
- Do not cut (harvest) treated sod before 90 days after application. To avoid turfgrass injury, do not apply to newly set sod until the sod has rooted and exposed edges have filled in.
- Do not apply PRODIAMINE 4SC SELECT to turf stressed by conditions such as drought, low fertility, or pest damage.
- Do not disturb the herbicide barrier with cultural practices such as disking as reduced weed control can occur.
- **Do not apply PRODIAMINE 4SC SELECT to golf course putting greens.**
- If you consistently mow creeping bentgrass at a height of less than 0.5 inch do not apply PRODIAMINE 4SC SELECT.

Application Timing and Rate - Turfgrass

PRODIAMINE 4SC SELECT may be applied as a single application or in sequential applications to control weeds germinating throughout the year. All applications **must** be made before target weeds germinate. **PRODIAMINE 4SC SELECT will not control weeds that have already emerged.**

The amount of PRODIAMINE 4SC SELECT to apply depends upon:

1. The length of residual weed control desired (the higher the application rate, the longer the control);
2. The turf species; and
3. The maximum amount which can be applied to the turf species per calendar year.



PRODIAMINE 4SC SELECT™

HERBICIDE

LENGTH OF CRABGRASS CONTROL*

Prodiamine 4SC Select (Fl. Oz./A)	Months								
	0	1	2	3	4	5	6	7	8
10									
16									
21									
24									
26									
31									

*Length of control varies by region. This table is an average for planning purposes.

Annual Use Rates - Turfgrass

PRODIAMINE 4SC SELECT can be applied to the turfgrass species listed in the following table. **Note:** Do not apply more than the highest rate listed for each species in a calendar year.

TABLE 1. Maximum Application Rate of PRODIAMINE 4SC SELECT Per Calendar Year by Turf Species

Turf Species	Fl. Oz. Product/A	Fl. Oz. Product/1,000 Sq. Ft.
Bermudagrass ² Bahigrass Centipedegrass Kikuyugrass Seashore Paspalum St. Augustinegrass ³ Tall Fescue (including turf-type) Zoysiagrass	21 - 48 ¹	0.5 - 1.1
Buffalograss Kentucky Bluegrass Perennial Ryegrass	10 - 30 ¹	0.23 - 0.70
Fine Fescue	10 - 24 ¹	0.23 - 0.55
Creeping Bentgrass (0.5 inch or more in height ⁴)	10 - 21 ¹	0.23 - 0.48

¹ PRODIAMINE 4SC SELECT may be applied more than once a year as long as the total amount applied is not greater than the maximum application rate for each turf species. All applications must be made before weed seeds germinate.

² May be used on newly sprigged or plugged bermudagrass at rates not to exceed 17 fl. oz./A (0.39 fl. oz./1,000 sq. ft.). Newly sprigged or plugged bermudagrass stolon rooting may be temporarily inhibited.


³ Use an initial rate of 16 - 32 fl. oz./A per application.

⁴ To avoid grass injury, do not apply PRODIAMINE 4SC SELECT to creeping bentgrass mowed at less than 0.5 inch in height.



PRIME SOURCE

Manufactured By:
Prime Source, LLC
10025 US 264 Alternate
Middlesex, NC 27557



PRODIAMINE 4SC SELECT™

HERBICIDE

Weeds Controlled

When used as directed in this label, PRODIAMINE 4SC SELECT will control the following weeds:

Barnyardgrass	Henbit ²	Pusley, Florida
Bluegrass, Annual (Poa annual) ¹	Itchgrass	Rescuegrass ⁴
Carpet weed	Johnsongrass (from seed)	Shepherd's Purse ²
Chickweed, Common ²	Junglerice	Signalgrass, Broadleaf
Chickweed, Mouseear (from seed)	Knotweed ²	Speedwell, Persian
Crabgrass (Large, Smooth) ³	Kochia	Sprangletop
Crowfootgrass	Lambsquarters, Common	Spurge, Prostrate
Cupgrass, Woolly	Panicum, (Texas, Fall, Browntop)	Witchgrass
Foxtails, Annual	Pigweed	Woodsorrel, Yellow (from seed)
Goosegrass ⁵	Purslane, Common	

¹ In those areas where *Poa annua* is a winter annual, apply PRODIAMINE 4SC SELECT (see rate table) in August or September to established, non-overseeded turf before *Poa annua* seeds germinate. These timings are approximate. Consult State Extension Service for more specific timing for your area. Also see the section of this label ***Poa annua* Control in Established Bermudagrass Overseeded with Perennial Ryegrass (AZ, CA, NV, and TX Only)**.

² To control this weed, apply PRODIAMINE 4SC SELECT in late summer, fall, or winter before weeds germinate.

³ Fall Applications for Spring Crabgrass Control in Cool-Season Grasses:

In those areas where the ground freezes in the winter, PRODIAMINE 4SC SELECT can be applied in the fall at rates of 21 - 24 fl. oz./A after soil temperatures fall below 50°F, but before the ground freezes. This application will control crabgrass the following spring.

⁴ Suppression only.

⁵ In many areas a single application of 21 - 48 fl. oz./A of PRODIAMINE 4SC SELECT will control goosegrass. However, under heavy goosegrass pressure and/or an extended growing season, weed control will be most effective by making an initial application of 21 - 26 fl. oz./A followed by a second application 60-90 days later. Do not exceed the maximum rate for the turf species listed in the **Maximum Application Rates Table**.

When to Apply PRODIAMINE 4SC SELECT After Overseeding Turf

Injury to desirable seedlings is likely if PRODIAMINE 4SC SELECT is applied before the secondary roots of seedlings are in the second inch of soil, not thatch plus soil. To reduce the potential to injure overseeded turf, wait 60 days after seeding or until after the second mowing, whichever is longer, before applying PRODIAMINE 4SC SELECT.

When to Overseed After Application - All States


PRODIAMINE 4SC SELECT will inhibit the development of turfgrass species overseeded too soon after application. Follow rates and intervals in the table below for best overseeding/reseeding results.

***Note:** In AZ, CA, NV, and TX the overseeding interval can be shorter in established bermudagrass that has been overseeded with perennial ryegrass. See the next section, ***Poa Annua* Control in Established Bermudagrass Overseeded with Perennial Ryegrass (AZ, CA, NV, and TX only)**.



PRIME SOURCE

Manufactured By:
Prime Source, LLC
10025 US 264 Alternate
Middlesex, NC 27557



PRODIAMINE 4SC SELECT™

HERBICIDE

TABLE 2.

Amount of PRODIAMINE 4SC SELECT Fl. Oz. Product/A	Interval (Months Before Overseeding)*		
	North	Transition	South
16	4	4	4
21	5	4	4
24	6	5	5
26	—	6	6
31	—	7	7
36	—	—	9
42	—	—	10
48	—	—	12


**POA ANNUA CONTROL IN ESTABLISHED BERMUDAGRASS
OVERSEEDED WITH PERENNIAL RYEGRASS
(AZ, CA, NV, AND TX ONLY)**

Use on golf courses (excluding golf course putting greens), lawns, and sod nurseries when overseeding with perennial rye grass (Minimum seeding rate of 350 lbs./A).

TABLE 3. How Much PRODIAMINE 4SC SELECT and When to Apply

Amount to Apply	When to Apply	Expected Control	Use Restrictions
12 to 21 fl. oz./A*	<p>First Application: 6 to 8 weeks before ryegrass overseeding.</p> <p>Second Application: 4 to 8 weeks after overseeding or when perennial ryegrass roots are in the second inch of soil</p>	<p>First application for 70% or greater control for <i>Poa annua</i>.</p> <p>Second application may enhance control.</p>	<ul style="list-style-type: none"> Some seedling mortality and temporary reduction in root growth of new seedlings may occur. To reduce the potential for seedling mortality: Make no more than 2 applications per year for this use, and do not exceed a total of 27 fl. oz./A per year Do not make a second application if any injury to the ryegrass is observed after the first application. Do not make a second application unless the product was first applied before overseeding.

*The amount of PRODIAMINE 4SC SELECT to apply depends on: the length of residual control desired (the higher the application rate, the longer the control). Note: The higher the rate, the greater the potential for seedling mortality.



PRODIAMINE 4SC SELECT™

HERBICIDE

**ORNAMENTALS (CONTAINER, FIELD AND LANDSCAPE GROWN, INCLUDING CHRISTMAS TREE FARMS), RIGHTS-OF-WAY, GROUNDS OF UTILITIES,
AND UNGRAZED FENCE ROWS**

PRODIAMINE 4SC SELECT may be applied to soil surfaces for pre-emergence control of many grass and broadleaf weeds:

- Around ornamental shrubs, trees, established perennial vegetation and wildflower plantings;
- On or surrounding managed rights-of-way for transportation systems including roadways, roadsides, railways, and equipment yards;
- On grounds of utilities such as power substations, tank farms, pumping stations, parking and storage areas;
- On ungrazed fence rows.

Application, Timing, and Information

PRODIAMINE 4SC SELECT:

- Will not control emerged weeds.
- May be applied to newly-transplanted and established ornamentals as a broadcast or over-the-top spray.
- Is most effective when applied to soil free of clods, weeds, and debris such as leaves and mulch.
- Is most effective when the product is activated in the soil before weed seeds germinate and within 14 days after application.
- Is activated when the treated area receives at least 0.5 inch of irrigation or rainfall, or shallow (1 to 2 inches) mechanical incorporation.


USE PRECAUTIONS

To reduce injury potential:

1. Direct application of PRODIAMINE 4SC SELECT to rapidly growing tissue or buds may injure desirable plants. In the spring when buds are rapidly growing and expanding, over-the-top application of PRODIAMINE 4SC SELECT may injure new growth of desirable plants, however, these effects are temporary. To reduce the possibility of injury at this time, wait to apply PRODIAMINE 4SC SELECT over the top of newly emerged vegetation until it has hardened off, unless your experience indicates that the ornamental plant will not be injured by the over-the-top application.
2. After application immediately apply overhead irrigation to the foliage to wash PRODIAMINE 4SC SELECT from plant surfaces onto soil watering the foliage of plants before application may improve the washing process).

TABLE 4. Ornamentals and Christmas Tree Farms - Application Sites and Instructions

Site	Application Instructions
Newly-Transplanted Container or Field Nursery Stock	<ul style="list-style-type: none">• Delay application until soil has settled around transplants.• Water transplants thoroughly before application.• Apply after cuttings form roots and are established.• To avoid inhibition of the tissue union, apply before budding/grafting or after buds/grafts have taken.
Established Container, Field Nursery Stock, or Landscape Plants	<ul style="list-style-type: none">• Apply at any time as a broadcast, over-the-top, or directed spray.
Landscape (or Ornamental) Plantings	<ul style="list-style-type: none">• Apply as a broadcast, over-the-top, or as a directed spray.• Delay applications to newly transplanted ornamentals until soil has settled around transplants.
Bare Ground Application For Container Placement	<ul style="list-style-type: none">• Apply to soil (including mulch, gravel, wood chips, or other permeable base) upon which containerized ornamentals are placed.• After PRODIAMINE 4SC SELECT is applied, perform shallow cultivation or hand weeding only, to avoid disturbing the herbicide barrier.



PRODIAMINE 4SC SELECT™

HERBICIDE

Site	Application Instructions
In Shadehouses and Uncovered Polyhouses	<ul style="list-style-type: none"> After PRODIAMINE 4SC SELECT is applied, uncovered polyhouses must remain open for at least 7 days and ornamentals must receive 2 irrigations totaling at least 1/2 inch of water before covering.
Ornamental Bulbs and Perennial Wildflower Plantings	<ul style="list-style-type: none"> PRODIAMINE 4SC SELECT may be applied to bulbs or perennial wildflower species listed in the section. Apply before or after bulbs emerge but before bulbs bloom and weeds emerge. In wildflowers, a postemergence herbicide labeled for wildflowers may be needed to control weeds that have already emerged.

TABLE 5. How Much PRODIAMINE 4SC SELECT and When to Apply - Ornamentals

Amount to Apply (Broadcast)*	When to Apply	Instructions
21 - 48 fl. oz./A or 0.5 - 1.1 fl. oz./1,000 sq. ft.	In fall or spring before weeds germinate or after weeds are removed.	<ul style="list-style-type: none"> Use the higher rate for longer control. PRODIAMINE 4SC SELECT may be applied more than once per year as long as the total amount of product applied does not exceed 48 fl. oz./A per year.

*NOTE: For band application, calculate amount per acre:

$$\frac{\text{Band width in inches}}{\text{Row width in inches}} \times \text{broadcast rate} = \text{amount to apply/acre of field}$$


TABLE 6. Equivalent Measurements for PRODIAMINE 4SC SELECT

Fl. Oz./A	Fl. Oz./1,000 Sq. Ft.	Approximate Equivalent- Tablespoons/1,000 Sq. Ft.
21	0.5	1.0
31	0.7	1.5
42	1.0	2.0
48	1.1	2.25

Tank Mixtures For Use On Ornamentals

PRODIAMINE 4SC SELECT may be tank mixed with other registered herbicides listed on this label to provide a broader spectrum of weed control or to control emerged weeds. Tank mixes with PRODIAMINE 4SC SELECT are for use only in states where the tank mix partner(s), application site and intended use pattern are registered.

Follow the label directions of the tank mix partners for application rates, timing, weeds controlled, tolerant ornamentals, and specific use precautions and/or restrictions. Before combining a tank mix partner in the spray tank, test for compatibility as described on this label.



PRODIAMINE 4SC SELECT™

HERBICIDE

TABLE 7. Tank Mix Partners for PRODIAMINE 4SC SELECT on Ornamentals

Product	Precautions/Instructions
Goal® (use on conifers only)	Mix with PRODIAMINE 4SC SELECT for post-emergence control of certain broadleaf weeds including malva and filaree.
Gallery®, Prince® or other simazine-based products, Pennant Magnum®	See product labels for weed spectrum and tolerant ornamentals.
Touchdown Pro®, Roundup® or other glyphosate-based products, Finale®	<ul style="list-style-type: none">• These non-selective tank mix herbicides control many emerged annual broadleaves and grasses.• Take extreme care to prevent tank mixtures with these partner products from contacting the foliage and stems of turfgrass, trees, shrubs, or other desirable vegetation because desirable vegetation may be severely injured or killed. Apply these tank mixtures as a directed spray and use a shield to prevent spray from contacting foliage of desirable plants.• Following instructions on the tank mix partner's label, delay irrigation of the treated area to allow time for the herbicide to be absorbed by weed foliage.

Tolerant Ornamental Species

The species listed below in **TABLE 8** are tolerant to PRODIAMINE 4SC SELECT. PRODIAMINE 4SC SELECT may be applied to the species in **TABLE 9** in all states except CA. PRODIAMINE 4SC SELECT may be applied over the top of the listed species. The species that are not tolerant to PRODIAMINE 4SC SELECT when grown in containers are indicated.

When plants are under stress (such as heat, drought, or frost damage), some cultivars of listed plants may be sensitive to PRODIAMINE 4SC SELECT.


TABLE 8. Tolerant Ornamental Species - All States

Scientific Name	Common Name
<i>Abies</i> spp.**	Fir species** (Balsam, Fraser, Noble, etc.)
<i>Acer palmatum</i>	Japanese Maple
<i>Acer platanoides</i>	Norway Maple
<i>Actinidia chinensis</i> *	Kiwi*
<i>Agapanthus africanus</i>	Lily-of-the-Nile (African Lily)
<i>Arctostaphylos densiflora</i>	Vine Hill Manzanita
<i>Arctotheca calendula</i>	Cape Weed
<i>Aucuba japonica</i>	Japanese Aucuba
<i>Berberis gladwynensis</i>	Barberry
<i>Berberis julianae</i>	Wintergreen Barberry
<i>Berberis mentorensis</i>	Mentor Barberry
<i>Berberis thunbergii</i>	Japanese Barberry
<i>Berberis verruculosa</i>	Warty Barberry
<i>Buxus microphylla</i>	Japanese Boxwood
<i>Callistemon viminalis</i>	Weeping Bottlebrush
<i>Calluna vulgaris</i>	Scotch Heather
<i>Carpobrotus edulis</i>	Hottentot Fig (Ice Plant)
<i>Cassia artemisioides</i>	Feathery Cassia



PRIME SOURCE

Manufactured By:
Prime Source, LLC
10025 US 264 Alternate
Middlesex, NC 27557



PRODIAMINE 4SC SELECT™


HERBICIDE

Scientific Name	Common Name
<i>Ceanothus rigidus</i>	Wild Lilac
<i>Chamaecyparis pisifera</i>	False Cypress
<i>Cleyera japonica</i>	Cleyera
<i>Citrus</i> spp.*	Citrus species*
<i>Cornus florida</i>	Flowering Dogwood
<i>Cornus stolonifera</i>	American Dogwood
<i>Cortaderia selloana</i>	Pampas Grass
<i>Cotoneaster apiculatus</i>	Cranberry Cotoneaster
<i>Cotoneaster buxifolius</i>	Cotoneaster
<i>Cotoneaster dammeri</i>	Bearberry Cotoneaster
<i>Cotoneaster microphyllus</i>	Rockspray Cotoneaster
<i>Crataegus</i> spp.	Hawthorne
<i>Cupressus sempervirens</i>	Italian Cypress
<i>Delosperma alba</i>	White Trailing Ice Plant
<i>Dodonaea viscosa</i>	Hop Bush
<i>Elaeagnus pungens</i>	Silverberry
<i>Euonymus fortunei</i>	Wintercreeper
<i>Euonymus japonica</i>	Japanese Spindle Tree (Evergreen Euonymus)
<i>Euonymus kiautschovica</i>	Spreading Euonymus
<i>Fatsia japonica</i>	Japanese Aralia
<i>Forsythia intermedia</i>	Border Forsythia
<i>Forsythia viridissima</i>	Greenstem Forsythia
<i>Gardenia jasminoides</i>	Gardenia, Cape-Jasmine
<i>Gladiolus</i> spp.**	Gladiolus species**
<i>Hedera helix</i>	English Ivy
<i>Hibiscus</i> **	Rose of Sharon**
<i>Hibiscus Rosa-sinensis</i> **	Chinese Hibiscus**
<i>Ilex cornuta</i> **	Chinese Holly**
<i>Ilex crenata</i>	Japanese Holly
<i>Ilex opaca</i>	American Holly
<i>Ilex pernyi</i>	Holly
<i>Ilex vomitoria</i>	Yaupon Holly
<i>Iris</i> spp.**	Iris species**
<i>Jasminum nudiflorum</i>	Winter Jasmine
<i>Juniperus chinensis</i>	Chinese Juniper
<i>Juniperus conferta</i>	Shore Juniper



PRIME SOURCE

Manufactured By:
Prime Source, LLC
10025 US 264 Alternate
Middlesex, NC 27557



PRODIAMINE 4SC SELECT™


HERBICIDE

Scientific Name	Common Name
<i>Juniperus horizontalis</i>	Creeping Juniper
<i>Juglans</i> spp.*	Walnut*
<i>Justicia brandegeana</i>	Shrimp Plant
<i>Lagerstroemia indica</i>	Crape Myrtle
<i>Ligustrum amurense</i>	Amur Privet
<i>Ligustrum japonicum</i>	Japanese Privet
<i>Ligustrum lucidum</i>	Glossy Privet (wax-leaf)
<i>Liriope muscari</i>	Big Blue Lilyturf
<i>Lonicera japonica</i>	Japanese Honeysuckle
<i>Lonicera tatarica</i>	Tatarian Honeysuckle
<i>Magnolia</i> spp.**	Magnolia species**
<i>Malephora luteola</i>	Ice Plant
<i>Malus</i> spp.*	Crabapple*
<i>Nandina domestica</i>	Heavenly Bamboo
<i>Narcissus</i> spp.**	Narcissus species**
<i>Nerium</i> spp.	Oleander
<i>Olea europaea</i> *	Olive*
<i>Ophiopogon japonicus</i> **	Mondo Grass**
<i>Osteospermum fruticosum</i>	Trailing African Daisy
<i>Oxydendrum arboreum</i>	Sourwood
<i>Persea americana</i> *	Avocado*
<i>Photinia fraseri</i>	Frasier's Photinia (Redtip)
<i>Picea</i> spp.**	Spruce species** (Colorado Blue, Norway, etc.)
<i>Pieris japonica</i>	Lily-of-the-Valley Shrub
<i>Pinus brutia</i>	Calabrian Pine
<i>Pinus canariensis</i>	Canary Island Pine
<i>Pinus elliotii</i>	Slash Pine
<i>Pinus halepensis</i>	Aleppo Pine
<i>Pinus nigra</i>	Austrian Black Pine
<i>Pinus palustris</i>	Longleaf Pine
<i>Pinus radiata</i>	Monterey Pine
<i>Pinus strobus</i>	Eastern White Pine
<i>Pinus sylvestris</i>	Scotch Pine
<i>Pinus taeda</i>	Loblolly Pine
<i>Pinus thunbergiana</i>	Japanese Black Pine
<i>Pinus virginiana</i> Virginia Pine	Virginia Pine



PRIME SOURCE


Manufactured By:
Prime Source, LLC
10025 US 264 Alternate
Middlesex, NC 27557



PRODIAMINE 4SC SELECT™

HERBICIDE

Scientific Name	Common Name
<i>Pistacia</i> spp.*	Pistachio*
<i>Pittosporum rhombifolium</i>	Queensland Pittosporum
<i>Pittosporum tobira</i>	Japanese Pittosporum
<i>Podocarpus macrophyllum</i>	Japanese Yew
<i>Prunus laurocerasus</i>	English Laurel
<i>Prunus</i> spp.*	Almond, Apricot, Nectarine, Peach, Plum, and Prune*
<i>Pseudotsuga menziesii</i> **	Douglas Fir**
<i>Pyracantha coccinea</i>	Firethorn, Scarlet
<i>Pyracantha fortuneana</i>	Firethorn
<i>Pyracantha koidzumii</i> Firethorn	Firethorn
<i>Pyrus</i> spp.	Bradford Pear spp.
<i>Quercus rubra</i>	Oak species
<i>Raphiolepis indica</i>	Indian Hawthorne
<i>Rhododendron</i> (including <i>Azalea</i>)	'Coral Bells' 'Formosa' 'Hino-crimson' 'PJM' 'Roseum Elegans'
<i>Rosa banksiae</i>	Lady Bank's Rose
<i>Rosmarinus officinalis</i> *	Rosemary*
<i>Rumohra adiantiformis</i>	Leatherleaf Fern
<i>Santolina virens</i>	Lavender Cotton
<i>Sedum album</i>	Stonecrop
<i>Syzygium paniculatum</i>	Japanese Boxcherry
<i>Taxus cuspidata</i>	Japanese Yew
<i>Taxus media</i>	Yew
<i>Trachelospermum asiaticum</i>	Star Jasmine
<i>Tsuga canadensis</i>	Canada Hemlock
<i>Tulipa</i> spp.	Tulip species
<i>Viburnum japonicum</i>	Japanese Viburnum
<i>Viburnum odoratissimum</i>	Sweet Viburnum
<i>Viburnum plicatum</i>	Japanese Snowball
<i>Viburnum rigidum</i>	Canary Island Viburnum
<i>Viburnum tinus</i>	Laurustinus
<i>Viburnum trilobum</i>	Cranberry Bush*
<i>Viburnum wrightii</i>	Leatherleaf Viburnum
<i>Vinca major</i>	Vinca
<i>Vinca minor</i>	Dwarf Periwinkle
<i>Vitis</i> spp.*	Grape*
<i>Weigela florida</i>	Old Fashioned Weigela



PRODIAMINE 4SC SELECT™

HERBICIDE


Scientific Name	Common Name
<i>Yucca aloifolia</i>	Spanish Bayonet
<i>Yucca filamentosa</i>	Yucca, Adam's Needle

*Do not use on food producing trees, vines, or plants.

**Not for use on container grown plants.

TABLE 9. Tolerant Ornamental Species/Varieties - All States Except California

Scientific Name	Common Name
<i>Abelia grandiflora</i>	Abelia, Sherwood
<i>Achillea</i> spp.	Yarrow, King Edward
<i>Agapanthus orientalis</i>	Agapanthus
<i>Akebia quintata</i>	Five-Leaf or Chocolate Vine
<i>Allium cernuum</i>	Lady's Leek, Nodding Onion
<i>Anemone hybrida</i>	Japanese Anemone
<i>Aquilegia</i> spp.	Aquilegia, Red and Gold
<i>Artemisia</i> spp.	Wormwood, Silver Mound and Castle
<i>Aster</i> spp.	Aster,
<i>Aster X frikartii</i>	Bonny Blue, Purple Dome
<i>Athyrium filix-femina</i>	Lady Fern
<i>Begonia</i> spp.	Fibrous Begonia
<i>Bergenia cordifolia</i>	Hardy Grandis
<i>Boltonia asteroides</i>	Snowbank
<i>Bougainvillea</i> spp.	Bougainvillea
<i>Buddleia davidii</i>	Butterfly Bush (Dwarf Blue); Royal Red
<i>Callistemon citrinu</i>	Crimson Bottlebrush
<i>Campanula carpatica</i>	Tussock Bellflower (White Clips)
<i>Campsis X tagliabuana</i>	Trumpet Creeper
<i>Ceratostigma plumbaginoides</i>	Trumpet Flower; Madam Galen
<i>Chrysanthemum nipponicum</i>	Nippon Daisy
<i>Coreopsis</i> spp.	Coreopsis (Calliopsis), Early Sunrise and Moonbeam
<i>Crocsmia</i> spp.	Lucifer
<i>Delosperma</i> spp.	Cooperi Pink
<i>Delphinium</i> spp.	Larkspur; Blue Elf
<i>Dianthus deltooides</i>	Dianthus; Maiden Pinks 'Zing'
<i>Dianthus gratianopolitanus</i>	Cheddar Pink
<i>Echinacea purpurea</i>	Coneflower, Purple; Magnus
<i>Forsythia suspensa</i>	Weeping Forsythia



PRODIAMINE 4SC SELECT™


HERBICIDE

Scientific Name	Common Name
<i>Gaillardia</i> spp.	Blanket Flower; 'Goblin'
<i>Gaura</i> spp.	Bee blossom
<i>Gentiana dahurica</i>	Dahurian Gentian
<i>Geranium cinereum</i>	Cranesbill
<i>Gypsophila repens</i>	Baby's Breath
<i>Helianthemum</i> spp.	Sunrose
<i>Hemerocallis</i> spp.	Daylily; Aztec Gold, Stella De Oro, Tender Love
<i>Heucherella</i> spp.	Coral Bell; Bridget Bloom
<i>Hibiscus</i> spp.	Mallow; Disco Bell White
<i>Hosta plantaginea</i>	Hosta, Plantain Lily (Fragrant)
<i>Hosta sieboldiana</i>	Hosta, 'Seersucker'
<i>Houttuynia cordata</i> var. <i>variegata</i>	
<i>Hydrangea macrophyll</i>	Bigleaf Hydrangea
<i>Inula ensifolia</i>	Swordleaf, Inula
<i>Iris ensata</i>	Sword-Leaved Iris; Jodlesong
<i>Iris siberica</i>	Siberian Iris; Cabernet
<i>Juniperus davurica</i>	Parsoni
<i>Lagerstromia indica</i> x <i>fauriei</i>	Crape Myrtle; Tuscarora
<i>Lantana montevidensis</i>	Weeping Lantana
<i>Lavender</i> spp.	Lavender; Munstead
<i>Leontopodium alpinum</i>	Edelweiss
<i>Ligustrum sinense</i>	Chinese Privet; Variegated
<i>Lilium</i> spp.	Lily; Jazz
<i>Liriope muscari</i> var. <i>variegata</i>	Liriope, Variegated
<i>Liriope spicata</i>	Liriope, Creeping
<i>Lobelia cardinalis</i>	Cardinal Flower, Indian Pink
<i>Loropetalum chinense</i>	Burgundy
<i>Lythrum</i> spp.	Loosestrife; Modern Pink
<i>Miscanthus sinensis</i> **	Yaku Jima**, Silberfeder**
<i>Oenothera missouriensis</i>	Evening Primrose
<i>Osmanthus heterophyllus</i>	Osmanthus (False Holly); Gulf Tide
<i>Paeonia suffruticosa</i>	Tree Peony
<i>Pennisetum setaceum</i> ** <i>Perovskia atriplicifolia</i>	Fountaingrass (Dwarf)**
<i>Physostegia virginiana</i>	Dragonhead, False; Vivid
<i>Quercus shumardii</i>	Oak; Shumard's Red



PRIME SOURCE

Manufactured By:
Prime Source, LLC
10025 US 264 Alternate
Middlesex, NC 27557



PRODIAMINE 4SC SELECT™

HERBICIDE

Scientific Name	Common Name
<i>Raphiolepis umbellata</i>	Yedda Hawthorne
<i>Rhododendron</i> (including Azalea)	'Delaware Valley White' 'Flame Creeper' 'Girard Crimson' 'George L. Tabor' 'Wakeiebisu' 'White Gumpo'
<i>Rudbeckia</i> spp.	Black-Eyed Susan; Goldstrum
<i>Saxifraga</i> spp.	Saxifrage; Purple Dome
<i>Scabiosa</i> spp.	Pincushion Flower
<i>Sedum caudicola</i>	Stonecrop; Lidakense
<i>Sedum dasyphyllum</i>	Stonecrop
<i>Sedum spurium</i>	Stonecrop; Dragon's Blood
<i>Spiraea bumalda</i>	Spirea; Anthony Waterer
<i>Syzygium paniculatum</i>	Australian Brushcherry
<i>Teucrium</i> spp.	Germander
<i>Thalictrum dipterocarpum</i>	Meadow Rue
<i>Veronica</i> spp.	Veronica, Speedwell; Sunny Border
<i>Viburnum suspensum</i>	Arrowwood Viburnum

NEW PLANTINGS, REPLANTING AND ROTATIONAL PLANTINGS


Nursery, landscape, or non-cropped land areas treated with PRODIAMINE 4SC SELECT should be rotated only to ornamental species listed on this label for 1 year following application unless the following test has shown species safety:

Before planting a species not listed on this label, it is recommended that several test strips of an indicator plant such as wheat, sorghum or corn be sown into the treated area. If the indicator plants germinate and grow normally to a height of 12 inches with normal root development, it is safe to plant.

In areas disturbed by new plantings or replanting of labeled species, it may be necessary to retreat exposed soil to maintain satisfactory weed control, but do not apply more than 48 fl. oz./A per year.

CHEMIGATION INSTRUCTIONS - OVERHEAD SPRINKLER IRRIGATION APPLICATION

- Apply this product only through an overhead sprinkler irrigation system. Do not apply this product through any other type of irrigation system.
- Crop injury, lack of effectiveness, or illegal pesticide residues in the crop can result in non-uniform distribution of treated water. If you have questions about calibration, contact State Extension Service specialists, equipment manufacturers, or other experts.
- To avoid injury to foliage, make sure foliage is sufficiently wet before application or adequate irrigation is applied after application.
- If sprinkler distribution patterns overlap excessively, injury to leatherleaf ferns and other ornamentals may result.
- Do not connect an irrigation system (including greenhouse systems) used for pesticide application to public water systems unless pesticide label-prescribed safety devices for public water systems are in place.
- If necessary, a person knowledgeable of the chemigation system and responsible for its operation, or someone under the supervision of the responsible person, shall shut the system down and make necessary adjustments.



PRODIAMINE 4SC SELECT™

HERBICIDE


Operation Instructions

1. The system must contain a functional check valve, vacuum relief valve, and low-pressure drain appropriately located on the irrigation pipeline to prevent water source contamination from backflow.
2. The pesticide injection pipeline must contain a functional automatic, quick closing check valve to prevent the flow of fluid back toward the injection pump.
3. The pesticide injection pipeline must also contain a functional, normally closed, solenoid-operated valve located on the intake side of the injection pump and connected to the system interlock to prevent fluid from being withdrawn from the supply tank when the irrigation system is either automatically or manually shut down.
4. The system must contain functional interlocking controls to automatically shut off the pesticide injection pump when the water pump motor stops.
5. The irrigation line or water pump must include a functional pressure switch which will stop the water pump motor when the water pressure decreases to the point where pesticide distribution is adversely effected.
6. Systems must use a metering pump such as a positive displacement injection pump (e.g., diaphragm pump) effectively designed and constructed of materials that are compatible with pesticides and capable of being fitted with a system interlock.
7. Do not apply when wind speed favors drift beyond the area intended for treatment.
8. Prepare a mixture with a minimum of 20 parts of water and 1 part PRODIAMINE 4SC SELECT and inject this herbicide suspension mixture into the overhead system. Injecting a larger volume of a more dilute mixture per hour will usually provide more accurate calibration of metering equipment. Maintain sufficient agitation to keep the herbicide in suspension.
9. Before injecting PRODIAMINE 4SC SELECT into the system, run the irrigation system long enough to wet the foliage, then inject PRODIAMINE 4SC SELECT suspension mixture in the pesticide supply tank (see number 8 above) in 1 inch of irrigation water. After the application is complete, continue the irrigation until all residues are washed off the foliage.



PRIME SOURCE

Manufactured By:
Prime Source, LLC
10025 US 264 Alternate
Middlesex, NC 27557



PRODIAMINE 4SC SELECT™

HERBICIDE

STORAGE AND DISPOSAL

Do not contaminate water, food, or feed by storage or disposal.

PESTICIDE STORAGE: Keep out of reach of children and animals. Store in original containers only. Store in a cool, dry place and avoid excess heat. Carefully open containers. After partial use replace lids and close tightly. Do not put concentrate or dilute material into food or drink container.

PESTICIDE DISPOSAL: Pesticide wastes are toxic. Do not contaminate water, food, or feed by storage or disposal. Improper disposal of excess pesticide, spray mixture, or rinsate is a violation of Federal Law. Dispose of excess or waste pesticide by use according to label directions, or contact your State Pesticide or Environmental Control Agency, or the Hazardous Waste representative at the nearest EPA Regional Office for guidance.

CONTAINER HANDLING:

[NONREFILLABLE CONTAINERS] Nonrefillable container. Do not reuse or refill this container. Triple rinse container (or equivalent) promptly after emptying.

(Nonrefillable container ≤ 5 gallons): Triple rinse as follows: Empty the remaining contents into application equipment or a mix tank and drain for 10 seconds after the flow begins to drip. Fill the container 1/4 full with water and recap. Shake for 10 seconds. Pour rinsate into application equipment or a mix tank or store rinsate for later use or disposal. Drain for 10 seconds after the flow begins to drip. Repeat this procedure two more times. Then offer for recycling if available or puncture and dispose of in a sanitary landfill, or by incineration, or, if allowed by state and local authorities, by burning. If burned, stay out of smoke.

(Nonrefillable > 5 gallons): Triple rinse as follows: Empty the remaining contents into application equipment or a mix tank. Fill the container 1/4 full with water. Replace and tighten closures. Tip container on its side and roll it back and forth, ensuring at least one complete revolution, for 30 seconds. Stand the container on its end and tip it back and forth several times. Turn the container over onto its other end and tip it back and forth several times. Empty the rinsate into application equipment or a mix tank or store rinsate for later use or disposal. Repeat this procedure two more times. Then offer for recycling if available or puncture and dispose of in a sanitary landfill, or by incineration, or, if allowed by state and local authorities, by burning. If burned, stay out of smoke.

[REFILLABLE CONTAINERS]

Refillable container. Refill this container with pesticide only. Do not reuse this container for any other purpose. Cleaning the container before final disposal is the responsibility of the person disposing of the container. Cleaning before refilling is the responsibility of the refiller. To clean the container before final disposal, empty the remaining contents from this container into application equipment or a mix tank. Fill the container about 10 percent full with water. Agitate vigorously or recirculate water with the pump for 2 minutes. Pour or pump rinsate into application equipment or rinsate collection system. Repeat this rinsing procedure two more times. Then offer for recycling if available or puncture and dispose of in a sanitary landfill, or by incineration, or, if allowed by state and local authorities, by burning. If burned, stay out of smoke.

CONDITION OF SALE AND LIMITATION OF WARRANTY AND LIABILITY


NOTICE: Read the entire Directions for Use and Conditions of Sale and Limitation of Warranty and Liability before buying or using this product. If the terms are not acceptable, return the product at once, unopened, and the purchase price will be refunded.

The Directions for Use of this product must be followed carefully. It is impossible to eliminate all risks inherently associated with the use of this product. Ineffectiveness or other unintended consequences may result because of such factors as manner of use or application, weather, presence of other materials or other influencing factors in the use of the product, which are beyond the control of Prime Source, LLC or Seller. To the extent consistent with applicable law, all such risks shall be assumed by Buyer and User, and Buyer and User agree to hold Prime Source, LLC and Seller harmless for any claims relating to such factors.

Prime Source, LLC warrants that this product conforms to the chemical description on the label and is reasonably fit for the purposes stated in the Directions for Use, subject to the inherent risks referred to above, when used in accordance with directions under normal use conditions. This warranty does not extend to the use of this product contrary to label instructions, or under conditions not reasonably foreseeable to or beyond the control of Seller or Prime Source, LLC, and Buyer and User assume the risk of any such use. **TO THE EXTENT CONSISTENT WITH APPLICABLE LAW, PRIME SOURCE, LLC MAKES NO WARRANTIES OF MERCHANTABILITY OR OF FITNESS FOR A PARTICULAR PURPOSE NOR ANY OTHER EXPRESS OR IMPLIED WARRANTY EXCEPT AS STATED ABOVE.**



Manufactured By:
Prime Source, LLC
10025 US 264 Alternate
Middlesex, NC 27557



PRODIAMINE 4SC SELECT™

HERBICIDE

To the extent consistent with applicable law, neither Prime Source, LLC nor Seller shall be liable for any incidental, consequential or special damages resulting from the use or handling of this product. TO THE EXTENT CONSISTENT WITH APPLICABLE LAW, THE EXCLUSIVE REMEDY OF THE USER OR BUYER, AND THE EXCLUSIVE LIABILITY OF PRIME SOURCE, LLC AND SELLER FOR ANY AND ALL CLAIMS, LOSSES, INJURIES OR DAMAGES (INCLUDING CLAIMS BASED ON BREACH OF WARRANTY, CONTRACT, NEGLIGENCE, TORT, STRICT LIABILITY OR OTHERWISE) RESULTING FROM THE USE OR HANDLING OF THIS PRODUCT, SHALL BE THE RETURN OF THE PURCHASE PRICE OF THE PRODUCT OR, AT THE ELECTION OF PRIME SOURCE, LLC OR SELLER, THE REPLACEMENT OF THE PRODUCT.

Prime Source, LLC and Seller offer this product, and Buyer and User accept it, subject to the foregoing Conditions of Sale and Limitation of Warranty and Liability, which may not be modified except by written agreement signed by a duly authorized representative of Prime Source, LLC.



PRIME SOURCE

Manufactured By:
Prime Source, LLC
10025 US 264 Alternate
Middlesex, NC 27557